



Location: CMA5b - Pedestrian Plaza

Report on 24-hour TSP monitoring for EP-376/2009

Action Level - 209.9 µg/m³

Limit Level - 260 µg/m³

Date	Sampling Time	Weather Condition	Filter paper no.	Filter Weight, g		Elapse Time, hr		Sampling Time, hr	Flow Rate, m ³ /min			Total Volume, m ³	TSP Level, µg/m ³
				Initial	Final	Initial	Final		Initial, Q _{si}	Final, Q _{sf}	Average		
1-Feb-17	8:00	Cloudy	18982	2.8809	2.9571	7916.77	7940.77	24.00	0.79	0.80	0.79	1144	66.6
7-Feb-17	8:00	Fine	19038	2.8550	3.0660	7943.77	7967.77	24.00	0.91	0.91	0.91	1314	160.5
13-Feb-17	8:00	Fine	19146	2.8414	3.0870	7970.77	7994.77	24.00	0.95	0.95	0.95	1371	179.2
18-Feb-17	8:00	Fine	10214	2.8550	3.1384	7997.77	8021.77	24.00	0.94	0.94	0.94	1356	209.0
24-Feb-17	8:00	Cloudy	19355	2.8363	2.9892	8024.77	8048.77	24.00	0.98	0.98	0.98	1414	108.2

Report on 1-hour TSP monitoring for EP-376/2009

Action Level - 339.7 µg/m³

Limit Level - 500 µg/m³

Date	Sampling Time	Weather Condition	Filter paper no.	Filter Weight, g		Elapse Time, hr		Sampling Time, hr	Flow Rate, m ³ /min			Total Volume, m ³	TSP Level, µg/m ³
				Initial	Final	Initial	Final		Initial, Q _{si}	Final, Q _{sf}	Average		
2-Feb-17	8:04	Cloudy	19010	2.8125	2.8185	7940.77	7941.77	1.00	0.92	0.92	0.92	55	109.0
2-Feb-17	9:26	Cloudy	19052	2.8595	2.8701	7941.77	7942.77	1.00	0.92	0.92	0.92	55	192.6
2-Feb-17	13:00	Cloudy	19050	2.8449	2.8709	7942.77	7943.77	1.00	0.92	0.92	0.92	55	472.3
8-Feb-17	8:03	Cloudy	19197	2.8584	2.8698	7967.77	7968.77	1.00	0.79	0.79	0.79	47	240.2
8-Feb-17	9:10	Cloudy	19172	2.8541	2.8615	7968.77	7969.77	1.00	0.79	0.79	0.79	47	155.9
8-Feb-17	10:30	Cloudy	19165	2.8277	2.8470	7969.77	7970.77	1.00	0.97	0.97	0.97	58	330.9
14-Feb-17	8:03	Fine	19195	2.8543	2.8650	7994.77	7995.77	1.00	0.92	0.92	0.92	55	193.7
14-Feb-17	9:10	Fine	19248	2.8666	2.8798	7995.77	7996.77	1.00	0.92	0.92	0.92	55	239.0
14-Feb-17	10:30	Fine	19236	2.8479	2.8564	7996.77	7997.77	1.00	0.92	0.92	0.92	55	153.9
20-Feb-17	8:04	Cloudy	19044	2.8525	2.8633	8021.77	8022.77	1.00	0.90	0.84	0.87	52	206.0
20-Feb-17	9:10	Cloudy	19352	2.8328	2.8449	8022.77	8023.77	1.00	0.84	0.84	0.84	51	239.0
20-Feb-17	10:30	Cloudy	19362	2.8463	2.8650	8023.77	8024.77	1.00	0.96	0.93	0.95	57	328.4
25-Feb-17	8:03	Cloudy	19399	2.8204	2.8253	8048.77	8049.77	1.00	0.98	0.98	0.98	59	83.1
25-Feb-17	9:10	Cloudy	19488	2.8697	2.8772	8049.77	8050.77	1.00	0.98	0.98	0.98	59	127.2
25-Feb-17	10:45	Cloudy	19482	2.8544	2.8608	8050.77	8051.77	1.00	0.98	0.98	0.98	59	108.6



Location: CMA6a - WDII PRE Office

Report on 24-hour TSP monitoring for EP-376/2009

Action Level - 207.1 µg/m³

Limit Level - 260 µg/m³

Date	Sampling Time	Weather Condition	Filter paper no.	Filter Weight, g		Elapse Time, hr		Sampling Time, hr	Flow Rate, m ³ /min			Total Volume, m ³	TSP Level, µg/m ³
				Initial	Final	Initial	Final		Initial, Q _{si}	Final, Q _{sf}	Average		
1-Feb-17	8:00	Cloudy	18969	2.8347	2.9307	1602.61	1626.61	24.00	1.02	1.02	1.02	1465	65.5
7-Feb-17	8:00	Fine	18823	2.8503	3.0339	1629.62	1653.62	24.00	1.02	1.01	1.01	1461	125.7
13-Feb-17	8:00	Fine	19144	2.8470	2.9882	1656.62	1680.62	24.00	1.02	1.02	1.02	1472	95.9
18-Feb-17	8:00	Fine	19212	2.8236	2.9948	1683.62	1707.62	24.00	1.01	1.01	1.01	1459	117.4
24-Feb-17	8:00	Cloudy	18517	2.8322	2.9150	1710.68	1734.68	24.00	1.05	1.05	1.05	1508	54.9

Report on 1-hour TSP monitoring for EP-376/2009

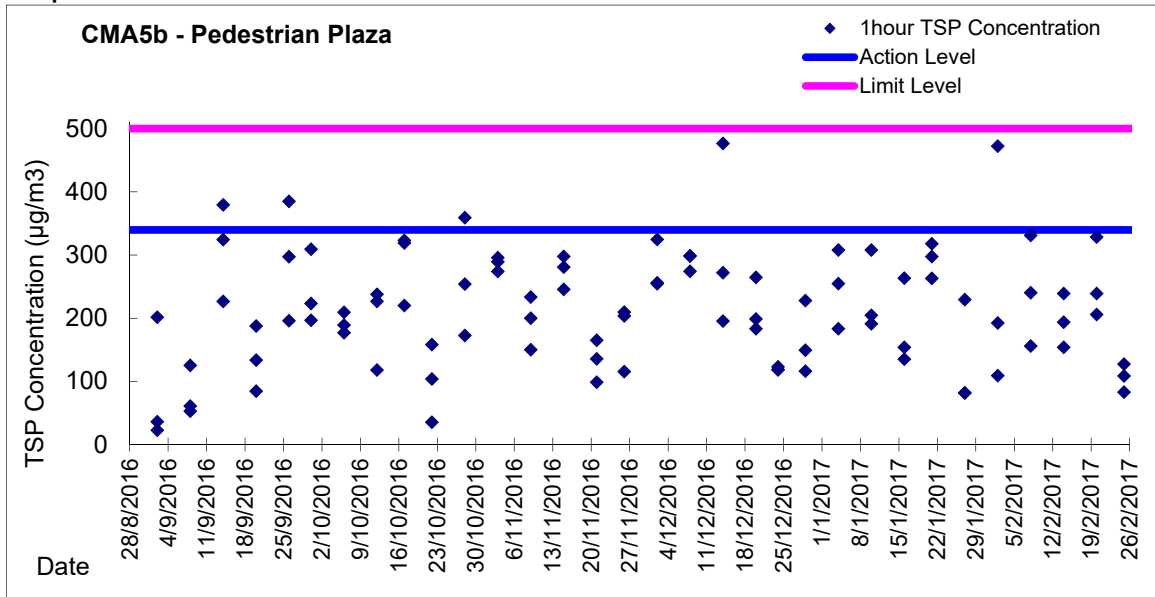
Action Level - 333 µg/m³

Limit Level - 500 µg/m³

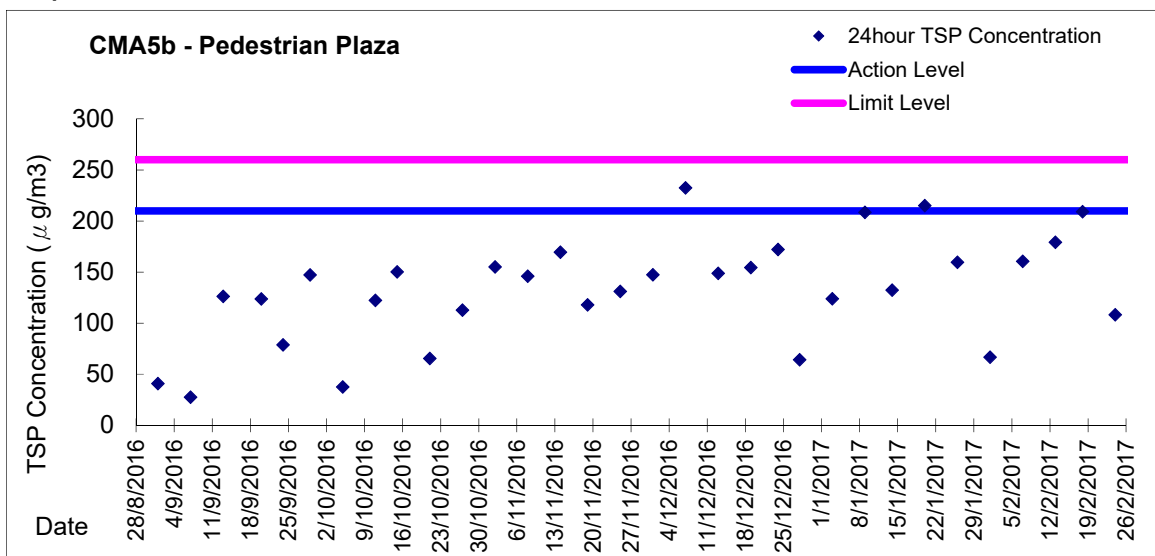
Date	Sampling Time	Weather Condition	Filter paper no.	Filter Weight, g		Elapse Time, hr		Sampling Time, hr	Flow Rate, m ³ /min			Total Volume, m ³	TSP Level, µg/m ³
				Initial	Final	Initial	Final		Initial, Q _{si}	Final, Q _{sf}	Average		
2-Feb-17	8:04	Cloudy	19058	2.8474	2.8524	1626.62	1627.62	1.00	1.02	1.02	1.02	61	81.8
2-Feb-17	9:31	Cloudy	19065	2.8702	2.8754	1627.62	1628.62	1.00	1.02	1.02	1.02	61	85.1
2-Feb-17	13:00	Cloudy	18963	2.8572	2.8675	1628.62	1629.62	1.00	1.02	1.02	1.02	61	168.5
8-Feb-17	8:06	Cloudy	19034	2.8445	2.8506	1653.62	1654.62	1.00	1.01	1.01	1.01	61	100.3
8-Feb-17	9:23	Cloudy	19170	2.8269	2.8315	1654.62	1655.62	1.00	1.01	1.01	1.01	61	75.6
8-Feb-17	10:25	Cloudy	19163	2.8388	2.8447	1655.62	1656.62	1.00	1.01	1.01	1.01	61	97.0
14-Feb-17	8:06	Fine	19141	2.8694	2.8752	1680.62	1681.62	1.00	1.02	1.02	1.02	61	94.6
14-Feb-17	9:30	Fine	19246	2.8556	2.8642	1681.62	1682.62	1.00	1.02	1.02	1.02	61	140.3
14-Feb-17	11:00	Fine	19237	2.8378	2.8426	1682.62	1683.62	1.00	1.02	1.02	1.02	61	78.3
20-Feb-17	8:02	Cloudy	19255	2.8453	2.8511	1707.62	1708.62	1.00	1.01	1.01	1.01	60	96.1
20-Feb-17	9:10	Cloudy	19353	2.8502	2.8572	1708.62	1709.62	1.00	1.01	1.01	1.01	60	116.0
20-Feb-17	10:35	Cloudy	19360	2.8371	2.8409	1709.62	1710.62	1.00	1.01	1.01	1.01	60	62.9
25-Feb-17	8:03	Cloudy	19493	2.8424	2.8443	1734.68	1735.68	1.00	1.05	1.05	1.05	63	30.2
25-Feb-17	9:10	Cloudy	19489	2.8705	2.8725	1735.68	1736.68	1.00	1.05	1.05	1.05	63	31.8
25-Feb-17	10:15	Cloudy	19480	2.8671	2.8723	1736.68	1737.68	1.00	1.05	1.05	1.05	63	82.7



Graphic Presentation of 1 hour TSP Result for EP-376/2009

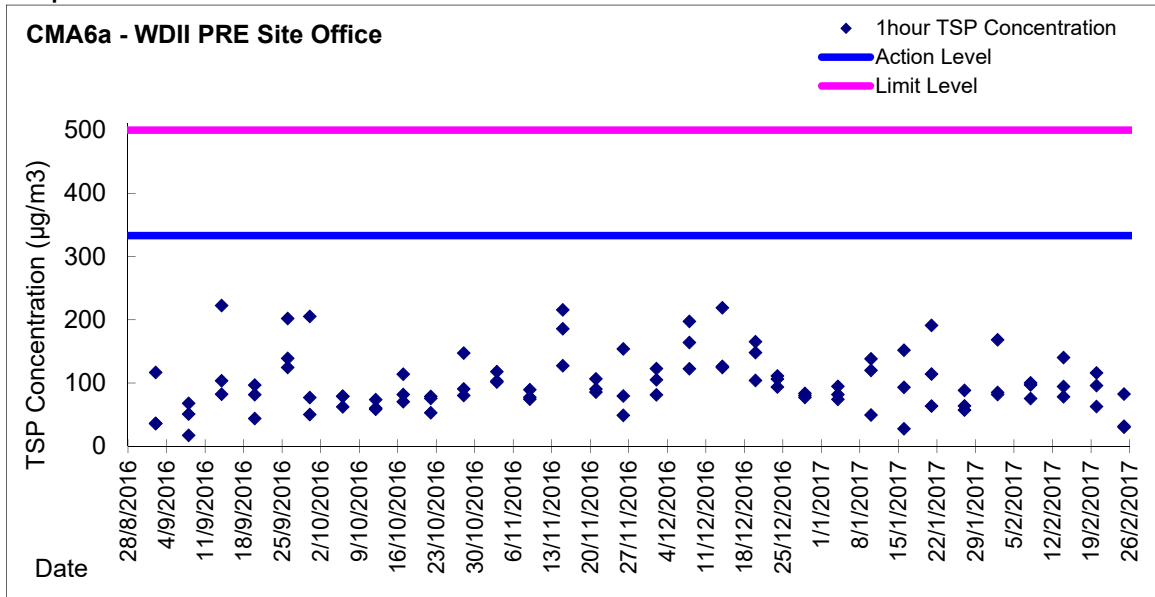


Graphic Presentation of 24 hour TSP Result for EP-376/2009





Graphic Presentation of 1 hour TSP Result for EP-376/2009



Graphic Presentation of 24 hour TSP Result for EP-376/2009

